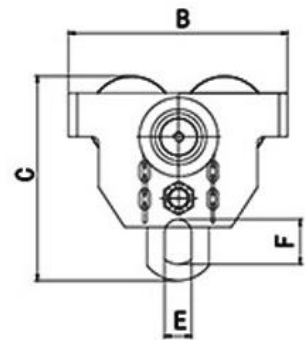
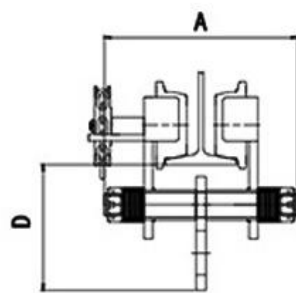


### Lifting trolley

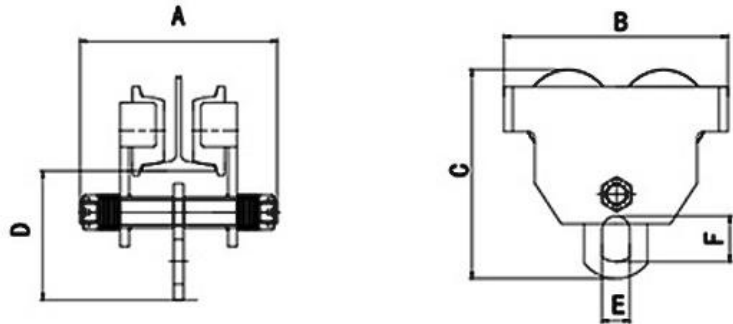
- Double sealed ball bearings
- Built-in bumper guards
- Adjustable to fit various sizes of flange and I-beams
- Use on straight or curved track
- Can be installed or removed at any point along the track

### Hand-pulled crane trolley



ITEM No.	GCT-A-1		GCT-A-2		GCT-A-3		GCT-A-5		GCT-A-10	
	GCT-B-1		GCT-B-2		GCT-B-3		GCT-B-5		GCT-B-10	
WLL(t)	1		2		3		5		10	
Test load(KN)	12.5		25		37.5		62.5		125	
Standard height ( m )	3		3		3		3		3	
Pulling force at full load (N)	42.4		80		111.6		174.9		228	
Minimum radius of bend that can pass ( m )	1		1.1		1.3		1.4		1.7	
Size ( mm )	A	GCT-A	260	270	343	377	414			
		GCT-B	321.5	334.5	428	448	414			
	B	250	270	316	358	430				
	C	214	228	297	333	434				
	D	117.5	124	160.5	181	250				
	E	29	30	46	54	63				
	F	46	46	76	83	94				
Track width ( mm )	GCT-A	75-125	100-150	100-150	125-175	110-200				
	GCT-B	75-180	100-200	100-250	125-250	110-300				
Net weight ( kg )	GCT-A	11	15.5	25	34	80				
	GCT-B	12	16	26	35	84				

Hand-pushed crane trolley



ITEM No.		PCT-A-0.5	PCT-A-1	PCT-A-2	PCT-A-3	PCT-A-5	
		PCT-B-0.5	PCT-B-1	PCT-B-2	PCT-B-3	PCT-B-5	
WLL(t)		0.5	1	2	3	5	
Test load(KN)		6.25	12.5	25	37.5	62.5	
Minimum radius of bend that can pass ( m )		0.9	1	1.1	1.3	1.4	
Size ( mm )	A	PCT-A	198	220	235	285	315
		PCT-B	280	282	300	370	386
	B	204	250	270	315.5	358	
	C	189	214	228	297	333	
	D	113	118	124	161	181	
	E	22	29	30	46	54	
	F	36	46	46	76	83	
Track width ( mm )	PCT-A	75-125	100-125	100-150	100-150	125-175	
	PCT-B	75-180	100-180	100-250	100-250	125-250	
Net weight ( kg )	PCT-A	6	8.5	13.5	22	30	
	PCT-B	6.3	9	14	23	32	