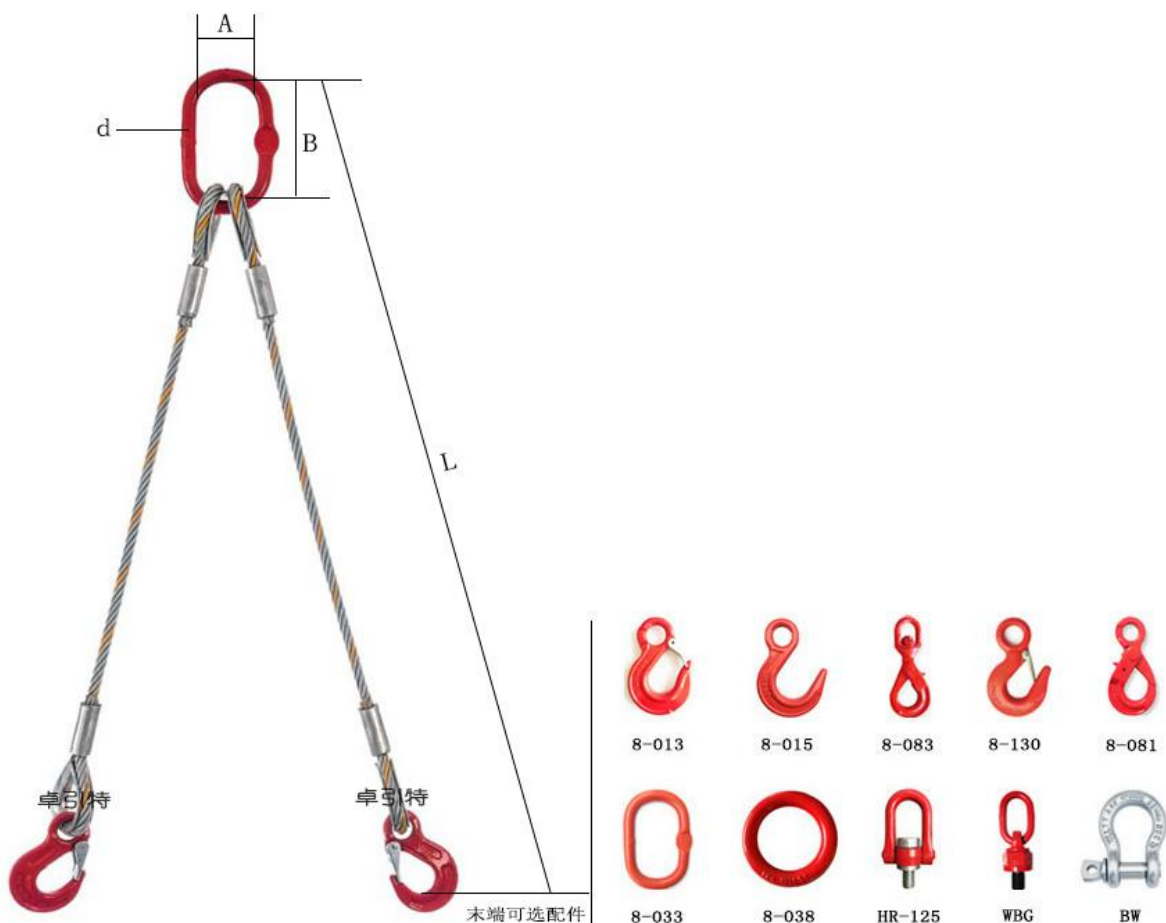




## Double legs Pressed Steel Wire Rope Sling

- According to GB/T16762-2009.
- The information of Pressed Steel Wire Rope Sling is marked on the a metal tag attached to the end of the steel wire rope.
- Safety factor: 5:1.
- Temperature -40°C-150°C.
- Different construction of the rope means different working load, we can calculate the working load according with the steel wire rope construction which the customer required.
- This specification of the wire rope used for the working load: from 6mm to 60mm with construction 6 x37 type b-1670,from 62mm ~ 120mm with 8x61 type b-1670.
- The length of the wire rope according to the customer's request.



Single leg			Double legs				Three , Four legs			
ITEM No.	Dia. of Rope (d)	WLL	ITEM No.	Dia. of Rope (d)	WLL ( KN )		ITEM No.	Dia. of Rope (d)	WLL ( KN )	
	mm				kn	mm			 0~90°	 90~120°
WSSH06	6	3.2	WSDH06	6	4.5	3.2	WSFH06	6	6.7	4.8
WSSH07	7	4.3	WSDH07	7	6.1	4.3	WSFH07	7	9.1	6.5
WSSH08	8	5.7	WSDH08	8	7.9	5.7	WSFH08	8	12	8.5
WSSH09	9	7.2	WSDH09	9	10	7.2	WSFH09	9	15	11
WSSH10	10	8.9	WSDH10	10	12	8.9	WSFH10	10	19	13
WSSH11	11	11	WSDH11	11	15	11	WSFH11	11	23	16
WSSH12	12	13	WSDH12	12	18	13	WSFH12	12	27	19
WSSH13	13	15	WSDH13	13	21	15	WSFH13	13	31	22
WSSH14	14	17	WSDH14	14	24	17	WSFH14	14	36	26
WSSH16	16	23	WSDH16	16	32	23	WSFH16	16	48	34
WSSH18	18	29	WSDH18	18	40	29	WSFH18	18	60	43
WSSH20	20	35	WSDH20	20	50	35	WSFH20	20	74	53
WSSH22	22	43	WSDH22	22	60	43	WSFH22	22	90	64
WSSH24	24	51	WSDH24	24	71	51	WSFH24	24	107	76
WSSH26	26	60	WSDH26	26	84	60	WSFH26	26	126	90
WSSH28	28	69	WSDH28	28	97	69	WSFH28	28	146	104
WSSH30	30	80	WSDH30	30	112	80	WSFH30	30	168	120
WSSH32	32	91	WSDH32	32	127	91	WSFH32	32	191	136
WSSH34	34	102	WSDH34	34	143	102	WSFH34	34	214	153
WSSH36	36	115	WSDH36	36	161	115	WSFH36	36	241	172
WSSH38	38	128	WSDH38	38	179	128	WSFH38	38	269	192
WSSH40	40	142	WSDH40	40	199	142	WSFH40	40	298	213
WSSH42	42	157	WSDH42	42	220	157	WSFH42	42	330	235
WSSH44	44	172	WSDH44	44	240	172	WSFH44	44	360	257
WSSH46	46	187	WSDH46	46	262	187	WSFH46	46	393	280
WSSH48	48	203	WSDH48	48	285	203	WSFH48	48	427	305
WSSH50	50	221	WSDH50	50	309	221	WSFH50	50	464	331
WSSH52	52	239	WSDH52	52	335	239	WSFH52	52	503	359
WSSH54	54	258	WSDH54	54	361	258	WSFH54	54	542	387
WSSH56	56	277	WSDH56	56	388	277	WSFH56	56	582	416
WSSH58	58	298	WSDH58	58	417	298	WSFH58	58	626	447
WSSH60	60	319	WSDH60	60	446	319	WSFH60	60	669	478